



Equine sexing agent – FEMALE

## INDICATIONS

For producing *female* foal in all breeds of horses.

## DOSAGE

Each vial of FILLYPLUS – FROZEN will sex one 0.50 ml straw of cryopreserved stallion semen. Each vial will treat from 25 to 100 million live sperm.

## NOTICE

FILLYPLUS is a non-prescription biopharmaceutical agent. Federal law *does not* require that this product be used by or on the order of a licensed veterinarian. This is not a restricted drug.

## DESCRIPTION

FILLYPLUS is spermagenic agent for sexing frozen stallion semen. Packaged in kit form, each dose is sealed in a vial to maintain potency during storage. The agent is activated by adding semen directly to the FILLYPLUS vial. After a short incubation, the sexed semen is ready for insemination.

## MODE OF ACTION

FILLYPLUS works by enhancing fertility of the X-chromosome bearing (female) sperm while reducing fertility of the Y-chromosome bearing (male) sperm. When inseminated near the time of ovulation, the sexed sperm are sorted in the reproductive tract of the mare. The results are more ova fertilized by the X-chromosome bearing (female) sperm. The FEMALE SEX RATIO is increased by 20-30% (Ave 75% females) and fertility boosted 5-20% (Ave. 15%).

## KIT INSTRUCTIONS—FROZEN SEMEN

- Thaw one dose of frozen semen (2-8 straws) for 45 seconds at 95-98.6°F (35-37°C).
- To prevent cold-shock, warm the FILLYPLUS vial to 95-98.6°F (35-37°C) for 1-2 minutes. Use one vial/straw.
- Open each straw by cutting at a 60 degree bevel.
- Puncture seal on vial with a 14G needle, and insert the cut end of straw into vial.
- Transfer semen into vial by “shaking” downward 3 or 4 times. This action is similar to shaking a glass thermometer. Be certain all semen is transferred into the vial. Repeat with each straw.
- Gently mix.
- IMPORTANT: Incubate the semen/FILLYPLUS in a water bath for 10-20 minutes at 95-98.6°F (35-37°C).
- Draw one complete dose of sexed semen into the insemination pipette and AI as indicated below.

Note: During incubation, keep vial sealed to protect semen from air and water.

## INSEMINATION TIMING

- When breeding from a natural or synchronized heat: Use frequent ultrasound examination (2-3 times/day) when using this product.
- Inseminate 0 - 6 hrs after ovulation.

## CONTRAINDICATIONS

**Do not use in early estrus (8-24hrs prior to ovulation). This will reduce the effectiveness of this product.**

## STORAGE CONDITIONS

Store in freezer (-20°C). Avoid moisture and strong sunlight.

## HOW SUPPLIED

FILLYPLUS-FROZEN is lyophilized in the following package sizes: 0.5ml

## WARNINGS

**KEEP OUT OF REACH OF CHILDREN.**

Manufactured by:

**EMLAB**

EMLAB GENETICS

Arcola, IL 61910 USA

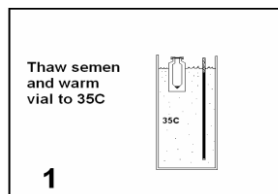
For more information, please call 708-442-3964 or log on to [www.emlabgenetics.com](http://www.emlabgenetics.com)

FILLYPLUS® is a trademark of EMLAB GENETICS

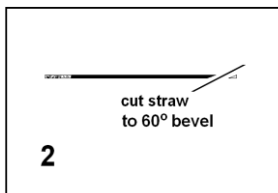
EMLAB GENETICS © 2016

REV 02/29/16

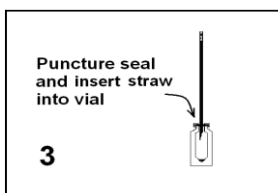
## KIT INSTRUCTIONS



1. Warm the vial to 96-101.5°F (35.6-38.6°C) using a water bath, tube warmer or incubator for a few minutes (to prevent cold shock). Thaw one complete dose of semen. This is usually 2-8 straws, depending upon sperm titer and quality.

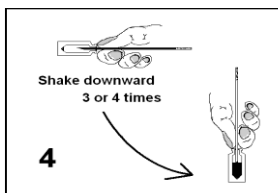


2. Remove from water bath. Dry. Cut each straw to a 60° bevel with sharp scissors.



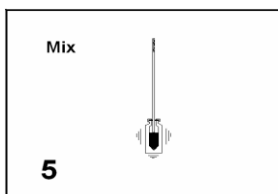
3. Puncture seal with 14G needle and insert the cut-end of the straw into the vial. Be sure to use only one straw per vial.

- Repeat with each straw

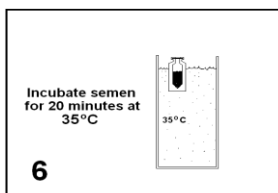


4. To add semen to the vial, grasp both the vial and straw in the palm of the hand and “shake” vigorously downward 3 or 4 times (similar to shaking a glass thermometer). Be certain all semen is in the vial.


- Repeat with each straw.



5. Gently mix all the semen with contents of vial.



6. Incubate the semen in water bath for 10-20 minutes at 95-98.6°F (35-37°C).



7. Remove the sexed semen from each vial by gently drawing into insemination pipette. Inseminate at ovulation.